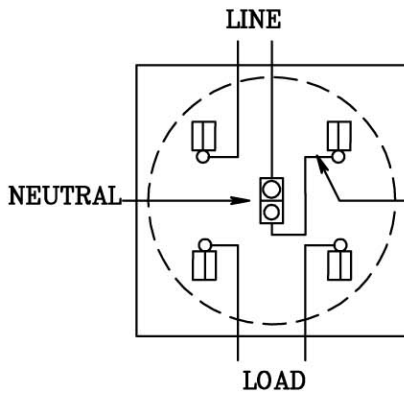
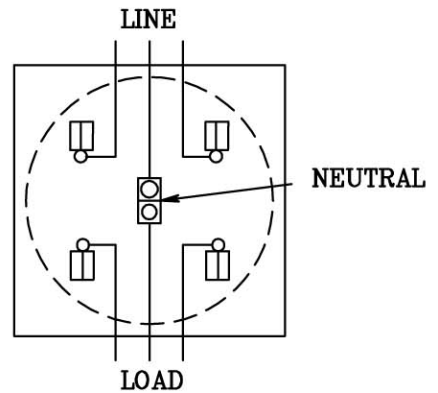


Secondary Service  
Meter Base Connections for Self-Contained Meters  
Overhead Service  
100A & 200A

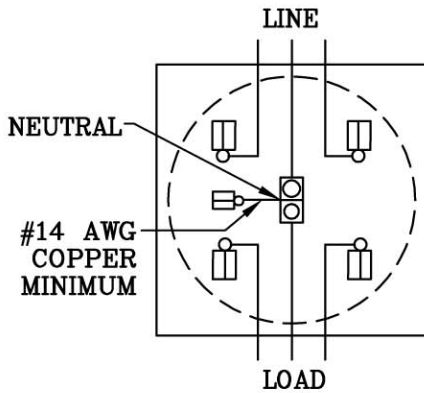


2 WIRE, 1 PHASE, 120 V  
TABLE 1 - APPROVED METER SERVICE DEVICES

JUMPER BY CUSTOMER.  
SIZED FOR SERVICE  
AMPACITY #6  
MINIMUM INSULATED  
CONDUCTOR.

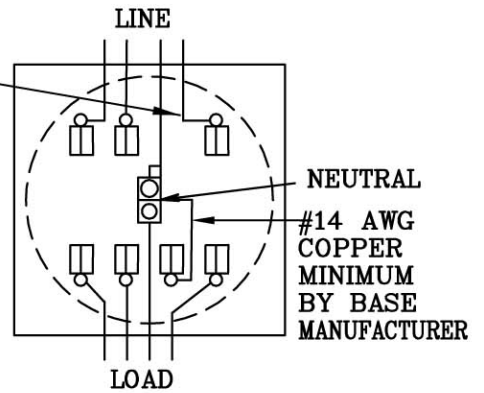


3 WIRE, 1 PHASE, 120/240 V  
TABLE 1 - APPROVED METER SERVICE DEVICES

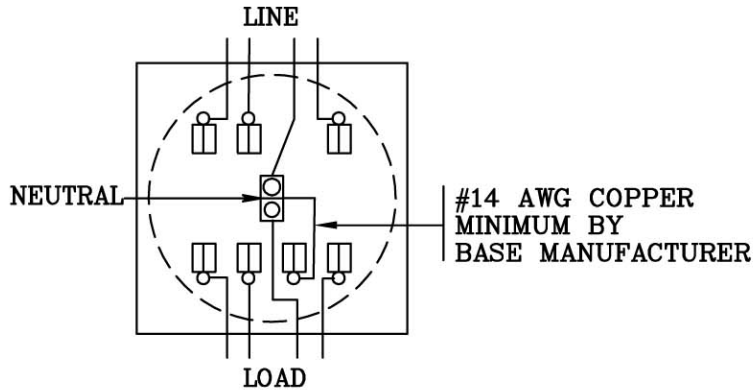


3 WIRE NETWORK, 208/120 V  
TABLE 1 - APPROVED METER SERVICE DEVICES  
WITH 5th TERMINAL ACCESSORY

THE CONDUCTOR WITH  
HIGHER VOLTAGE TO  
GROUND MUST BE  
INSTALLED IN RIGHT  
HAND POSITION OF  
THE METER BASE  
AND MUST BE  
IDENTIFIED.



4 WIRE, 3 PHASE, DELTA 240/120 V  
TABLE 3 - APPROVED METER SERVICE DEVICES



4 WIRE, 3 PHASE, 208Y/120 V  
TABLE 3 - APPROVED METER SERVICE DEVICES

<p>RULES FOR ELECTRIC METER AND SERVICE INSTALLATIONS <b>PPL ELECTRIC UTILITIES CORPORATION</b></p>	<p><b>Rules:</b> 5, 10, 12, 13, 14, 16, 20 <b>Date:</b> <u>9/17/08</u> <b>Engr:</b> <u>MDB</u></p>
-----------------------------------------------------------------------------------------------------------------	--------------------------------------------------------------------------------------------------------